





CATALOGUE

GIANTLIN MACHINERY



Concrete Block and Paver Machine



Soil Interlocking Brick Machine

Classification [\(Click to the page\)](#)

[Medium Block Machine \(Page 2\)](#) --- [Small Size & Movable \(Page 3\)](#) --- [Big Size \(Page 4\)](#) --- [Clay brick machine \(Page 5\)](#)

Fully Automatic Block Machine: [QT10-15](#), [QT8-15](#), [QT6-15](#), [QT4-15](#), [QT4-18](#), [QT4-25](#), [SYN1-5](#), [SYN2-5](#), [SYN4-5](#), [SYN5-5](#)






Semi-Automatic Block Machine: [QT4-24](#), [QT4-30](#), [QT40-1](#), [QT40-2](#), [QT1-20](#)

Diesel Engine Block Machine: [QT4-30](#), [QM4-45](#), [QT1-20](#)

Hot Sale Block Machine: [QT4-18](#), [QT4-24](#), [QT4-25](#), [QT4-15](#), [QT40-2](#), [SYN5-5](#)



Medium Block Machine










<p>QT4-18</p> <p>Automatic Hydraulic</p>		<ol style="list-style-type: none"> 1. Mold changeable: hollow, solid block, paver, kerb 2. Capacity: a. 6400 pcs/8h (8 inch) b. 20160 pcs/8h (Rectangle paver) 3. Factory Area: 1500-2000m² 4. Worker Number: 5-6 	<p style="text-align: center;">Information</p> <div style="text-align: center;">  <p>Video</p> </div>	
<p>More introduction in website: http://www.giantlinmachinery.com/QT4-18-Fully-Automatic-Hydraulic-Concrete-Interlocking-Block-Production-Line-21-19-1.html</p>				
<p>QT4-25</p> <p>Automatic</p>		<ol style="list-style-type: none"> 1. Mold changeable: hollow, solid block, paver, kerb 2. Capacity: a. 4608 pcs/8h (8 inch) b. 16128 pcs/8h (Rectangle paver) 3. Factory Area: 1500-2000m² 4. Worker Number: 5-6 	<p style="text-align: center;">Information</p> <div style="text-align: center;">  <p>Video</p> </div>	
<p>More introduction in website: http://www.giantlinmachinery.com/QT4-25-Automatic-Interlocking-Brick-Making-Machine-26-21-1.html</p>				
<p>QT4-24</p> <p>Semi-Automatic</p>		<ol style="list-style-type: none"> 1. Mold changeable: hollow, solid block, paver, kerb 2. Capacity: a. 3840 pcs/8h (8 inch) b. 13440 pcs/8h (Rectangle paver) 3. Factory Area: 1000-1500m² 4. Worker Number: 4-5 	<p style="text-align: center;">Information</p> <div style="text-align: center;">  <p>Video</p> </div>	
<p>More introduction in website: http://www.giantlinmachinery.com/QT4-24B-semi-automatic-concrete-block-plant-26-71-1.html</p>				



<u>Small Size Block Machine</u>		<u>Movable Block Machine</u>			
<p>QT40-2 Semi-automatic</p> <p>Click</p> <p>Info&Video</p>		<ol style="list-style-type: none"> 1. Mold changeable: hollow, solid block, paver, kerb 2. Capacity: 2880-10080 pcs/8h 3. Factory Area: 600-1000m² 4. Worker Number: 4-5 		<p>QMY4-45 Movable</p> <p>Click</p> <p>Info&Video</p>	
<p>QT4-30 Hydraulic Diesel</p> <p>Click</p> <p>Info&Video</p>		<ol style="list-style-type: none"> 1. Mold changeable: hollow, solid block, paver, kerb 2. Capacity: 3840-13440 pcs/8h 3. Factory Area: 600-1000m² 4. QT4-30 electric also produce 		<p>QM4-45 Movable Diesel</p> <p>Click</p> <p>Info&Video</p>	
<p>QT40-1 Semi-automatic</p> <p>Click</p> <p>Info&Video</p>		<ol style="list-style-type: none"> 1. Mold changeable: hollow, solid block, paver, kerb 2. Capacity: 3296-11536 pcs/8h 3. Factory Area: 600-1000m² 4. Worker Number: 4-5 		<p>QMR2-45 Movable</p> <p>Click</p> <p>Info&Video</p>	



Big Size Block Machine

<p>QT4-15</p> <p>Automatic Hydraulic</p>		<ol style="list-style-type: none"> 1. Mold changeable: hollow, solid block, paver, kerb 2. Capacity: a. 7680 pcs/8h (8 inch) b. 22400 pcs/8h (Rectangle paver) 3. Factory Area: 2000-2500m² 4. Worker Number: 4-5 	<p style="text-align: center;">Information</p> <div style="text-align: center;">  <p>Video</p> </div>	
<p>More introduction in website: http://www.giantlinmachinery.com/QT4-15-Hydraulic-automatic-concrete-brick-plant-20-69-1.html</p>				
<p>QT6-15</p> <p>Automatic Hydraulic</p>		<ol style="list-style-type: none"> 1. Mold changeable: hollow, solid block, paver, kerb 2. Capacity: a. 11520 pcs/8h (8 inch) b. 32000 pcs/8h (Rectangle paver) 3. Factory Area: 2000-2500m² 4. Worker Number: 4-5 	<p style="text-align: center;">Information</p> <div style="text-align: center;">  <p>Video</p> </div>	
<p>More introduction in website: http://www.giantlinmachinery.com/QT6-15-Automatic-Concrete-Solid-Brick-Making-Machine-20-32-1.html</p>				
<p>QT8-15</p> <p>Automatic Hydraulic</p>		<ol style="list-style-type: none"> 1. Mold changeable: hollow, solid block, paver, kerb 2. Capacity: a. 15360 pcs/8h (8 inch) b. 38400 pcs/8h (Rectangle paver) 3. Factory Area: 2500-300m² 4. Worker Number: 4-5 	<p style="text-align: center;">Information</p> <div style="text-align: center;">  <p>Video</p> </div>	
<p>More introduction in website: http://www.giantlinmachinery.com/QT8-15-full-automatic-hydraulic-concrete-brick-machine-20-17-1.html</p>				
<p>QT10-15</p> <p>Automatic Hydraulic</p>		<ol style="list-style-type: none"> 1. Mold changeable: hollow, solid block, paver, kerb 2. Capacity: a. 19200 pcs/8h (8 inch) b. 43200 pcs/8h (Rectangle paver) 3. Factory Area: 2500-3000m² 4. Worker Number: 4-5 	<p style="text-align: center;">Information</p> <div style="text-align: center;">  <p>Video</p> </div>	
<p>More introduction in website: http://www.giantlinmachinery.com/QT10-15-Big-Production-Capacity-Automatic-Block-Machine-20-34-1.html</p>				





Clay Interlocking Brick Machine

How to build house with lego bricks (Video): <http://www.giantlinmachinery.com/how-to-build-house-with-clay-interlocking-lego-bricks-31-43-1.html>





<p>GL2-25 Semi Auto Hydraulic</p> <p>Click</p> <p>Info&Video</p>		<p>1. Mold changeable: 2. Capacity: 2 pcs/mold, 2880 bricks/8 hour</p>	<p>1. Mold changeable: 2. Capacity: 1 pcs/mold, 2000 bricks/8 hour</p>		<p>QT1-20 Hydraulic Diesel</p> <p>Click</p> <p>Info&Video</p>
			<p>Click</p>		



<p>SYN1-5 Auto Hydraulic</p> <p>Click</p> <p>Info&Video</p>		<p>1. Mold changeable: 2. Capacity: 1 pcs/mold, 3000 bricks/8 hour 3. Pressure: 20 Tons</p>	<p>1. Mold changeable: 2. Capacity: 2 pcs/mold, 5760 bricks/8 hour 3. Pressure: 20 Tons</p>		<p>SYN2-5 Auto Hydraulic</p> <p>Click</p> <p>Info&Video</p>
--	--	--	--	--	--



<p>SYN4-5 Auto Hydraulic</p> <p>Click</p> <p>Info&Video</p>		<p>1. Mold changeable: 2. Capacity: 4 pcs/mold, 11520 bricks/8 hour 3. Pressure: 40 Tons</p>	<p>1. Mold changeable: 2. Capacity: 5 pcs/mold, 14400 bricks/8 hour 3. Pressure: 40 Tons</p>		<p>SYN5-5 Auto Hydraulic</p> <p>Click</p> <p>Info&Video</p>
--	---	---	---	---	--



GiantLin Block Machine Factory



GiantLin Customers



GiantLin Block Machines



Contact Info.

Online Catalog

**Catalogue
Catalogue
Online
Online**



Click or Scan

GiantLin Build Green World
GiantLin Build Green World

WhatsApp: +86 152 6972 2300
www.GiantLinMachinery.com